



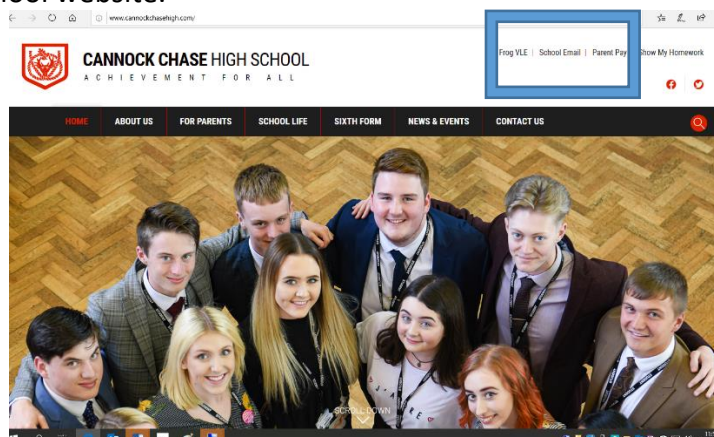
CANNOCK CHASE HIGH SCHOOL

A C H I E V E M E N T F O R A L L

Parent and Student Guide to Electronic School Systems

Logging on to Show My Homework:

Show my homework can be accessed from the following website: www.satchelone.com/login, or a link can be found on the school website.



All students and parents have a SMHW log in pin that they have received from school. Once you have logged in for the first time using the pin then you will log in after that using the e-mail address and password that you set it up with (for most students this is their CCHS email address and the password that they use for school computers). Students and parents can use the same details to log into the App to use on mobile devices.

If a student/parent has forgotten their log in details or has issues logging in then you should e-mail j.simpson@cannockchase-high.staffs.sch.uk who will re-issue you with a new Pin.

SIMs Parent App

Parents were invited to use the SIMs Parent App from September 2019 when an e-mail invitation was sent to the e-mail address that the school has for each parent. Another invitation will be sent out to all parents via e-mail on Monday 16 March 2019 if they did not manage to register the first time. This registration invitation is valid for up to 90 days. Please follow the instructions on the invitation and then either log into: www.sims-parent.co.uk or download the App



If you have any issues logging in or you haven't received an invitation then please contact j.cartwright@cannockchase-high.staffs.sch.uk

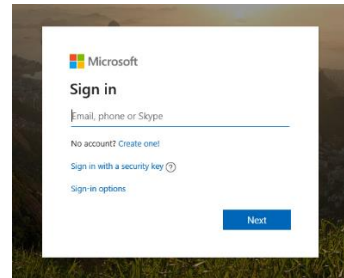
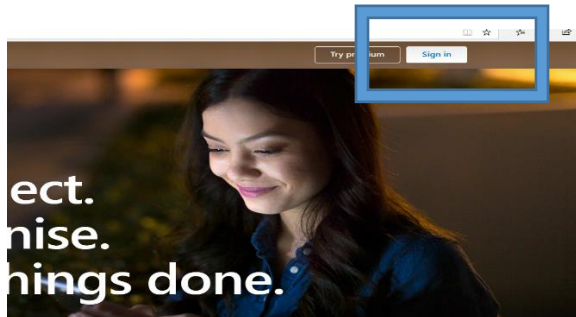
Students School E-mail Accounts

All students in the school have a school e-mail account. Their e-mail address is:
Cchs....@cannockchase-high.staffs.sch.uk

If you do have any issues accessing school email addresses, please contact Miss Simpson (j.simpson@cannockchase-high.staffs.sch.uk)

The 4 digits after the CCHS are the 4 numbers that are unique to each student and the numbers that they use to log into school computers in school. Students have personalised their own passwords.

All e-mail accounts are 'Outlook', therefore, they can be accessed by doing a google search of 'outlook' and then clicking on sign in. Students can then sign in using their CCHS e-mail address and password.



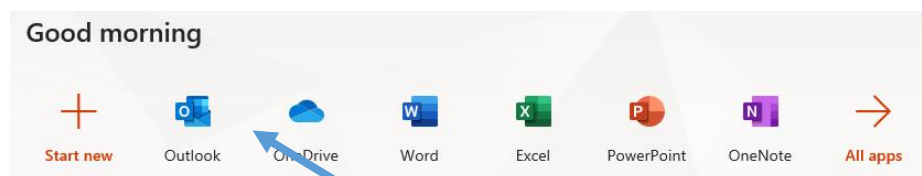
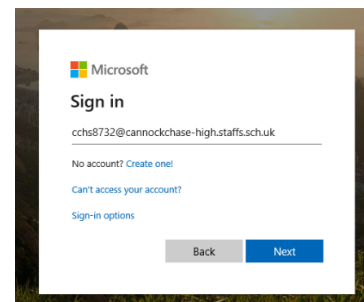
Accessing from the school website:

Students can access the school email account from home as follows:



Students should visit the school website (<http://www.cannockchasehigh.com/>) and then go to the school email tab at the top of the page.

Students will then be directed to a Microsoft Outlook login page, where they will need to login using their credentials and their email address (username@cannockchase-high.staffs.sch.uk)



Students can then click on the Outlook button, where they should then get full access to their emails.

Staff E-mail Addresses

Staff email addresses can be found on the school website below:

<http://www.cannockchasehigh.com/Staff-Directory>

A copy of all the email addresses can also be found below. We ask that if you are contacting a member of teaching staff about a subject matter, that you also include the Director of Learning Community in that email. Students should email from their school email addresses rather than personal email addresses.

Should you have any further questions which cannot be addressed by subject staff, we ask that you email info@cannockchase-high.staffs.sch.uk. This email address will be manned by members of the school Leadership Team.

All emails to staff will be answered within a 24-hour time period.

A screenshot of where you can find the email addresses is below. The information above is available via the 'Contact us' tab on the school website.

The screenshot shows the Cannock Chase High School website. The header includes the school logo and name, along with navigation links like 'HOME', 'ABOUT US', 'FOR PARENTS', 'SCHOOL LIFE', 'SIXTH FORM', 'NEWS & EVENTS', and 'CONTACT US'. The 'CONTACT US' tab is selected, leading to the 'STAFF DIRECTORY' page. On the left, there's a sidebar with 'IN THIS SECTION' containing links to 'Contact Us', 'Mid-Year Admissions', 'Find Us', and 'Staff Directory'. The main content area is titled 'STAFF DIRECTORY' and lists the 'LEADERSHIP TEAM' with their names, designations, and email addresses. On the right, there's a 'STAFF DIRECTORIES' section with two links: 'Staff Directory (by Learning Community)' and 'Staff Directory (alphabetical)'. A blue arrow points from the text above to the 'Staff Directory (by Learning Community)' link.

Surname	Designation	E-mail address	Learning Community
Miss E Carter	Director of Learning Community	e.carter@cannockchase-high.staffs.sch.uk	English
Mrs L Ayre	Assistant Director of Learning Community	l.ayre@cannockchase-high.staffs.sch.uk	English
Miss M Doherty	Classroom Teacher	m.doherty@cannockchase-high.staffs.sch.uk	English
Mrs M Joyce	Classroom Teacher	m.joyce@cannockchase-high.staffs.sch.uk	English
Mrs A McLean	Director of Year 11	a.mclean@cannockchase-high.staffs.sch.uk	English
Mrs T White	Assistant Headteacher (Key Stage 3, Standards/Primary Transition/SENCo)	t.white@cannockchase-high.staffs.sch.uk	English
Miss Z White	HLTA/ Curriculum Intervention Assistant	z.white@cannockchase-high.staffs.sch.uk	English
Mrs C Salehi	Director of Learning Community	c.salehi@cannockchase-high.staffs.sch.uk	Mathematics
Mr W Belshaw	Assistant Director of Learning Community	w.belshaw@cannockchase-high.staffs.sch.uk	Mathematics
Mrs N Daniels	Classroom Teacher	n.alpers@cannockchase-high.staffs.sch.uk	Mathematics
Mrs L Harvey-Wright	Classroom Teacher	l.harvey-wright@cannockchase-high.staffs.sch.uk	Mathematics
Mrs C Mills	Assistant Headteacher (Post 16)	c.mills@cannockchase-high.staffs.sch.uk	Mathematics

Mrs A Poole	Classroom Teacher	a.poole@cannockchase-high.staffs.sch.uk	Mathematics
Mr R Worthy	Classroom Teacher	r.worthy@cannockchase-high.staffs.sch.uk	Mathematics
Mr D Yolo	Classroom Teacher	d.yolo@cannockchase-high.staffs.sch.uk	Mathematics
Miss S Campbell-Lynch	Director of Learning Community	s.campbell-lynch@cannockchase-high.staffs.sch.uk	Science
Mr J Abura	Classroom Teacher	j.abura@cannockchase-high.staffs.sch.uk	Science
Mrs N Eyton-Jones	Classroom Teacher	n.eyton-jones@cannockchase-high.staffs.sch.uk	Science
Mr I Jones	Assistant Director of Learning Community	i.jones@cannockchase-high.staffs.sch.uk	Science
Mrs E Lycett	Classroom Teacher	e.lycett@cannockchase-high.staffs.sch.uk	Science
Mrs S Northfield	Assistant of Learning Community	s.northfield@cannockchase-high.staffs.sch.uk	Science
Mrs L Onion	Classroom Teacher	l.onion@cannockchase-high.staffs.sch.uk	Science
Ms W Rowley	Classroom Teacher	w.rowley@cannockchase-high.staffs.sch.uk	Science
Mrs D Wynn-Jones	Classroom Teacher	d.wynn-jones@cannockchase-high.staffs.sch.uk	Science
Mr C Stormont	Director of Learning Community	c.stormont@cannockchase-high.staffs.sch.uk	Creative & Design
Mrs H Billings	Classroom Teacher	h.billings@cannockchase-high.staffs.sch.uk	Creative & Design
Miss J Chambers	Assistant Director of Learning Community	j.chambers@cannockchase-high.staffs.sch.uk	Creative & Design
Mrs P Durber	Classroom Teacher	p.durber@cannockchase-high.staffs.sch.uk	Creative & Design
Mrs R Nolan	Director of Year 8	r.nolan@cannockchase-high.staffs.sch.uk	Creative & Design
Mr D Reynolds	Assistant Headteacher (Key Stage 4 Standards)	d.reynolds@cannockchase-high.staffs.sch.uk	Creative & Design
Mrs J Lucas	Director of Learning Community	j.lucas@cannockchase-high.staffs.sch.uk	Global
Mr S Byrne	Classroom Teacher	s.byrne@cannockchase-high.staffs.sch.uk	Global
Mr A Doran	Assistant Director of Learning Community	a.doran@cannockchase-high.staffs.sch.uk	Global
Mrs A Gore	Classroom Teacher	a.gore@cannockchase-high.staffs.sch.uk	Global
Mrs A Marinx	Classroom Teacher	a.marinx@cannockchase-high.staffs.sch.uk	Global
Mrs A Phillips-Moseley	Classroom Teacher	a.phillips-moseley@cannockchase-high.staffs.sch.uk	Global
Miss L Sieradzki	Classroom Teacher	l.sieradzki@cannockchase-high.staffs.sch.uk	Global
Mrs J Spilsbury	Classroom Teacher	j.spilsbury@cannockchase-high.staffs.sch.uk	Global
Mr J Wooldridge	Classroom Teacher	j.wooldridge@cannockchase-high.staffs.sch.uk	Global
Miss L Dale	Director of Learning Community	l.dale@cannockchase-high.staffs.sch.uk	Social & Enterprise
Ms L Atkins	Classroom Teacher	l.atkins@cannockchase-high.staffs.sch.uk	Social & Enterprise
Mrs E Fisher	Director of Year 7	e.fisher@cannockchase-high.staffs.sch.uk	Social & Enterprise
Mrs M Floros	Classroom Teacher	m.floros@cannockchase-high.staffs.sch.uk	Social & Enterprise
Miss L Horner	Classroom Teacher	l.horner@cannockchase-high.staffs.sch.uk	Social & Enterprise
Ms D Jinks	Director of Year 8	d.jinks@cannockchase-high.staffs.sch.uk	Social & Enterprise
Mrs M Jones	Assistant Director of Learning Community	m.jones@cannockchase-high.staffs.sch.uk	Social & Enterprise
Mrs K Pearson	Director of Learning Community	k.pearson@cannockchase-high.staffs.sch.uk	Sport & Healthy Lifestyles
Mrs L Elliott-Kelly	Assistant Director of Learning Community	l.elliott-kelly@cannockchase-high.staffs.sch.uk	Sport & Healthy Lifestyles
Mr S Fawcett	Classroom Teacher	s.fawcett@cannockchase-high.staffs.sch.uk	Sport & Healthy Lifestyles
Mrs E Hale	Director of Year 9	e.hale@cannockchase-high.staffs.sch.uk	Sport & Healthy Lifestyles
Mr L Rickards	Classroom Teacher	l.rickards@cannockchase-high.staffs.sch.uk	Sport & Healthy Lifestyles
Miss J Simpson	Deputy Headteacher (Standards)	j.simpson@cannockchase-high.staffs.sch.uk	Sport & Healthy Lifestyles
Mr I Turnbull	Headteacher	headteacher@cannockchase-high.staffs.sch.uk	Sport & Healthy Lifestyles
Mrs K Ward	Assistant Director of Learning Community	k.ward@cannockchase-high.staffs.sch.uk	Sport & Healthy Lifestyles
Mrs H Boulton	Assistant SENCo	h.boulton@cannockchase-high.staffs.sch.uk	Learning Support
Miss C Worrall	Director of Student Services	c.worrall@cannockchase-high.staffs.sch.uk	Student Services
Mrs H Allen	Careers Information Advice and Guidance	h.allen@cannockchase-high.staffs.sch.uk	Support Staff
Ms J Cartwright	Data Manager/SIMS/Cover Co-ordinator	j.cartwright@cannockchase-high.staffs.sch.uk	Support Staff
Ms D Elsworth	Attendance Officer	attendance@cannockchase-high.staffs.sch.uk	Support Staff
Mrs J Fellows	Exams & Data Officer	j.fellows@cannockchase-high.staffs.sch.uk	Support Staff

Online Learning Platforms

The following online platforms are available for students to access from home:

Seneca learning

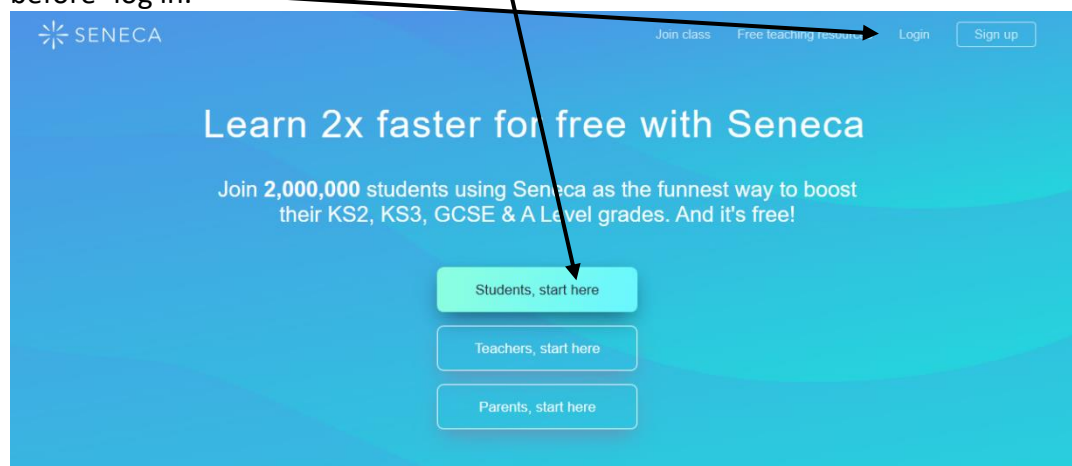
Using either Google Chrome or Microsoft edge as the search engine (not Microsoft explorer) search Seneca learning.

Seneca | Free Revision & Homework for A Level, GCSE, KS3 ...

<https://senecalearning.com> ▼

Proven to make you learn 2x faster. Our smart learning algorithms are proven to make you remember topics better. If you get a question wrong, we'll show you ...

Click on the link, click on 'Students, start here' if you are using it for the first time, if you have used it before- log in.



Sign up, use an email address and then set a password, it must be 8 characters long.

A screenshot of the Seneca Learning sign-up form. The form is titled 'Sign up' with a link 'Try without signing up?'. It contains four input fields: 'First name', 'Last name', 'Email', and 'Password'. Below the fields is a checkbox labeled 'I agree to the Terms and Conditions'. At the bottom of the form is a blue 'Sign up' button and a link 'Already have an account? Login'.

Once logged in search for courses to study and then start learning!
This can be used for key stage 3 and GCSE.

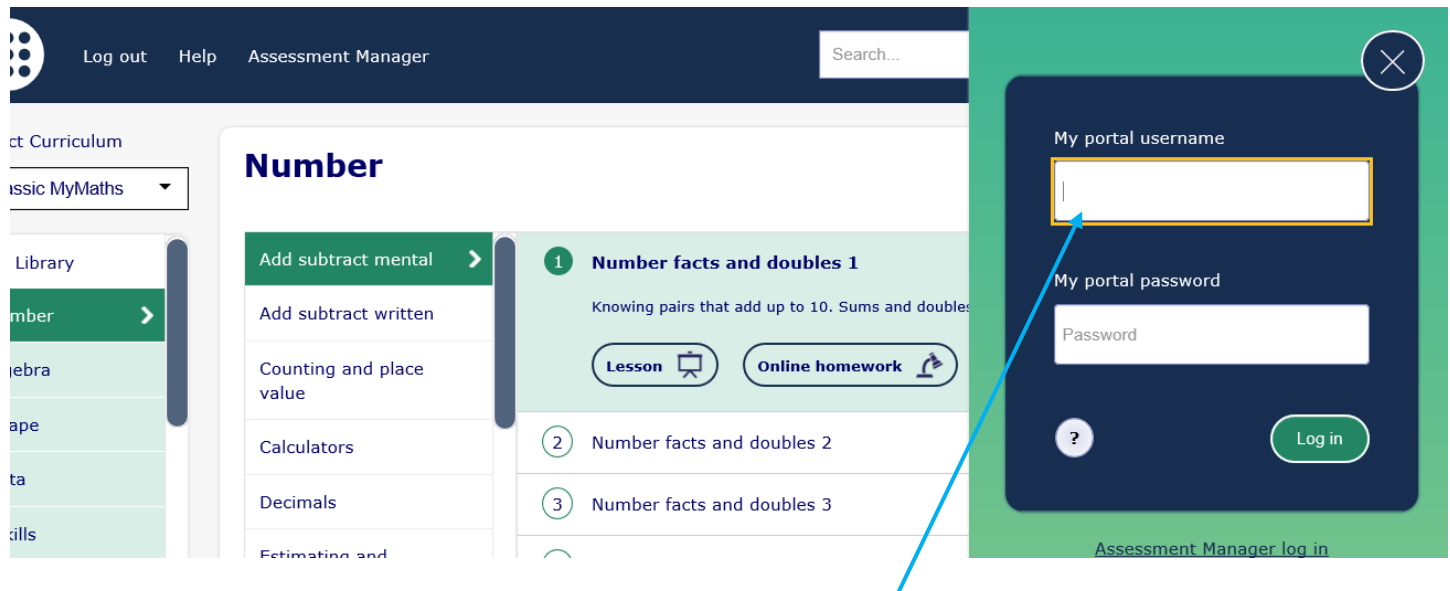
My Maths

All students can access My Maths from home. Students can access My Maths using the following username and password:

Username: cannock

Password: algebra

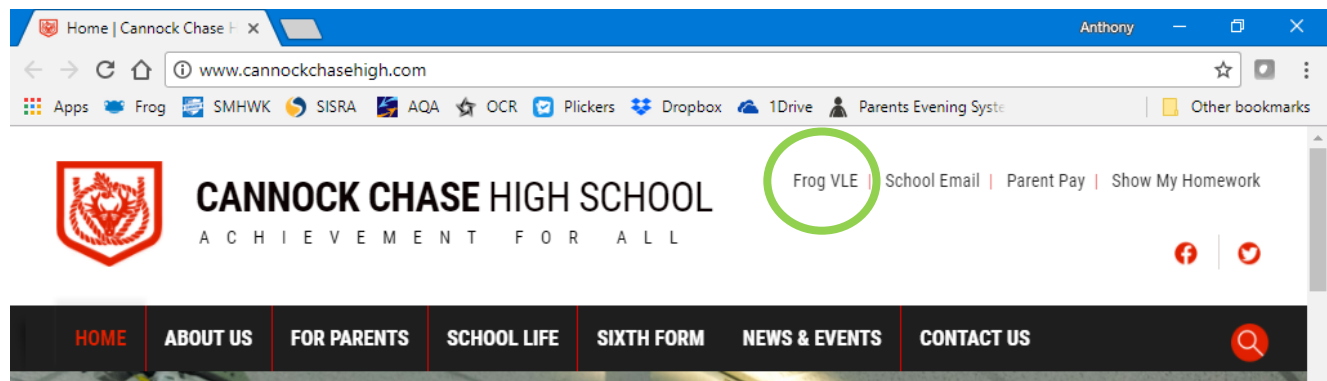
Students can then login to their individual area (where individual tasks may have been set), if their teacher directs them to. The screen is displayed below:



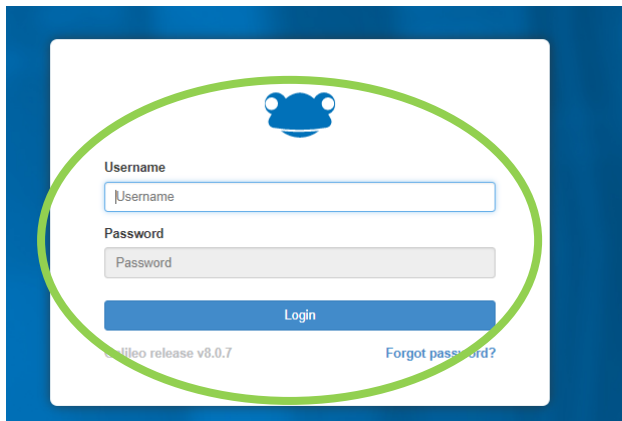
Students will all have an individual login and password which they can input here.

FROG

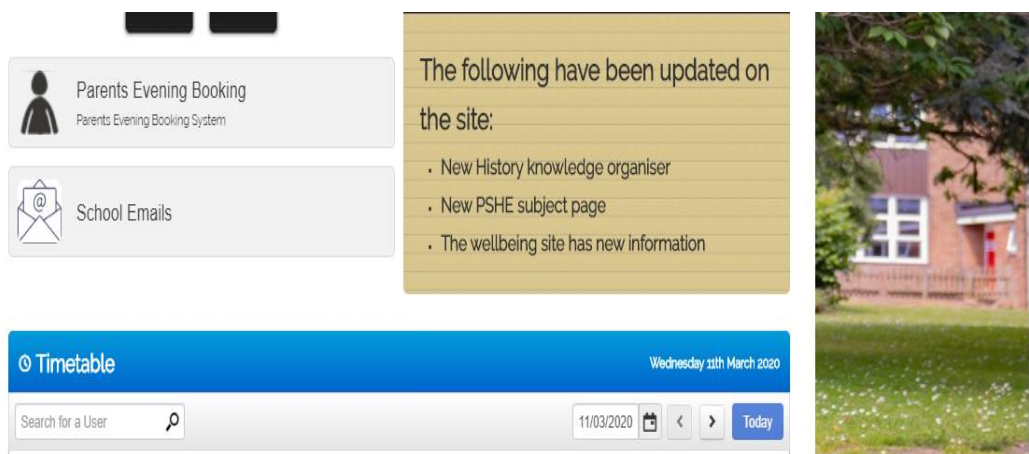
Go to the school website and click the link to take you to Frog:



Now you need to log in with your usual school username and password:

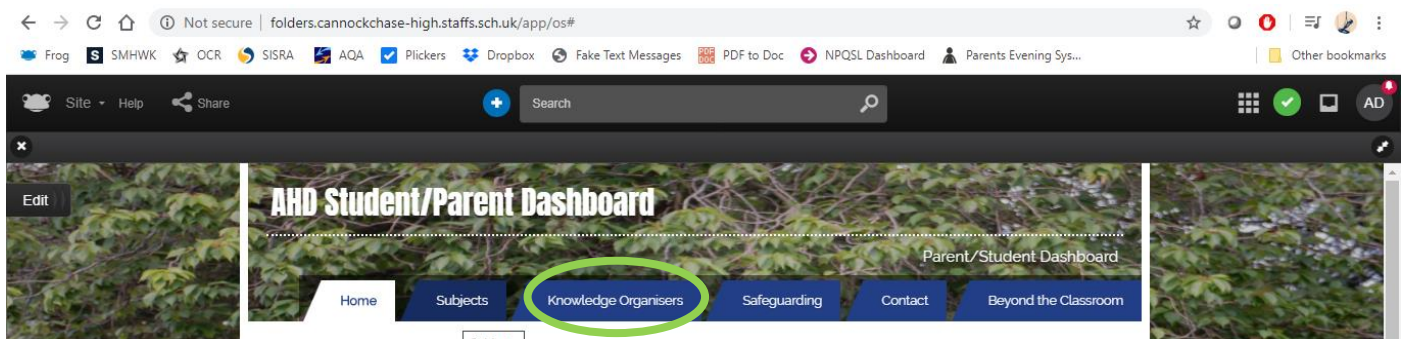


This will bring you to the dashboard. This has links to key websites you might need, your timetable and it is where you can navigate to the different areas.

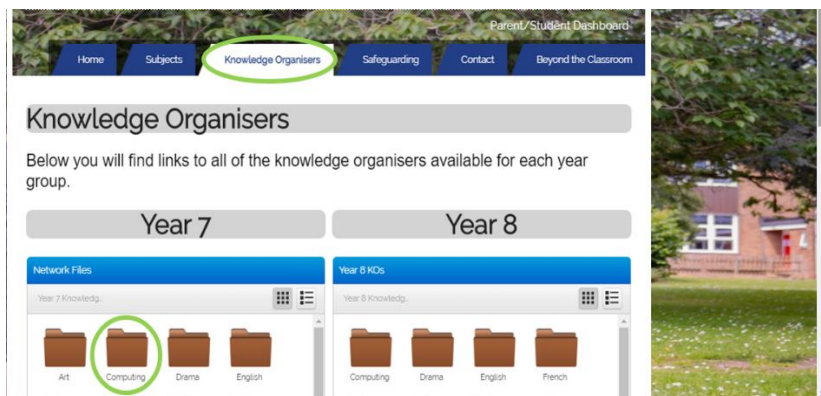


Knowledge Organisers

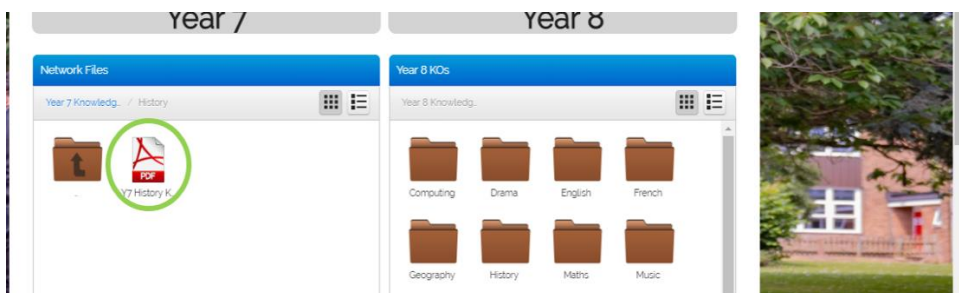
From the dashboard page, you can select 'Knowledge Organisers'.



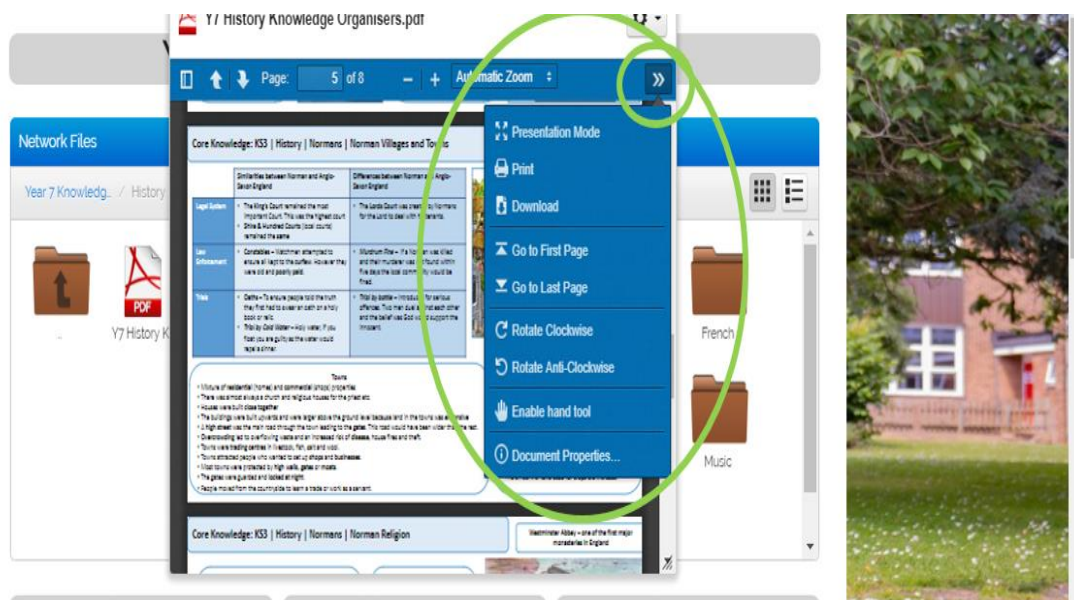
On the knowledge organiser page, you double click on the folder of the subject you need.



This will show the contents of the folder. Click on the knowledge organiser you want and it will open.




You can then view the knowledge organiser in Frog, download it, or print it using the options available.

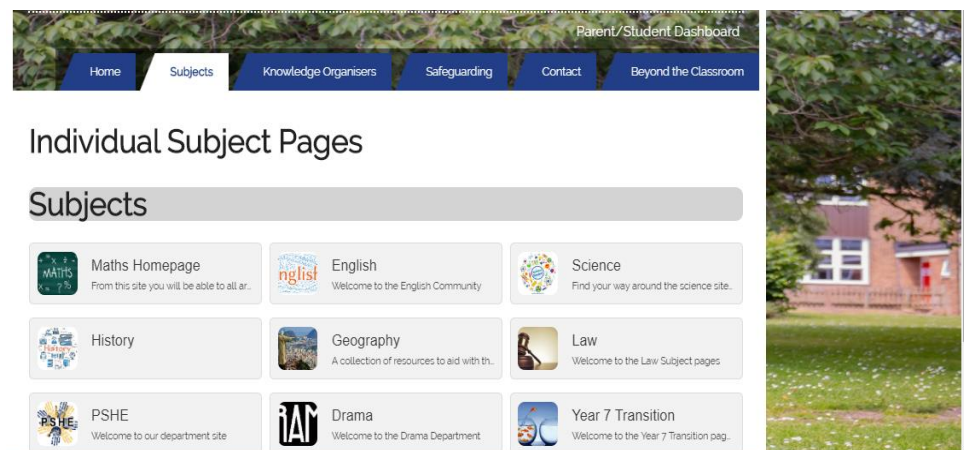


SUBJECTS

From the dashboard page, you can select 'Subjects'.



This will take you to the following page, where you click on the page you need.



The subject pages have a range of resources to access to help you with revision and catching up with lessons.

Below the subject page icons is access to the School Shared Drive. Your teacher may ask you to find resources on there. You navigate this the same as the knowledge organisers. You may be asked for your username and password, and may need to put the text below at the start of this:

chasehigh\cchs_____ e.g. chasehigh\cchs0000

School Shared Drive

Below you can access the school shared drive - also known as W Drive.

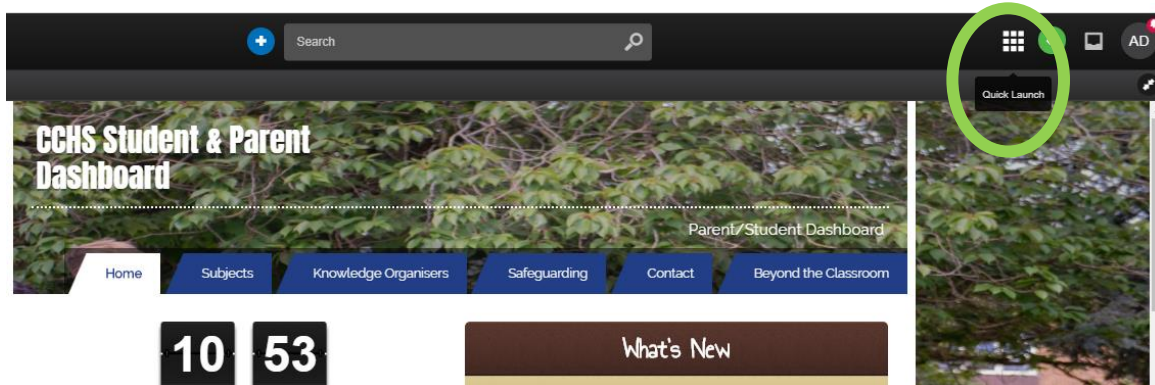
Staff may tell you on your lessons on Show My Homework to access materials on here



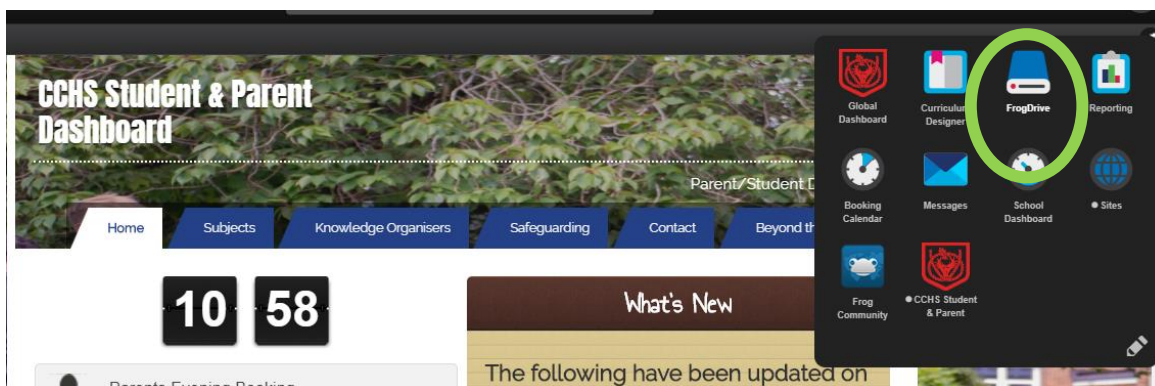
Accessing your documents through Frog

You can now access your school documents.

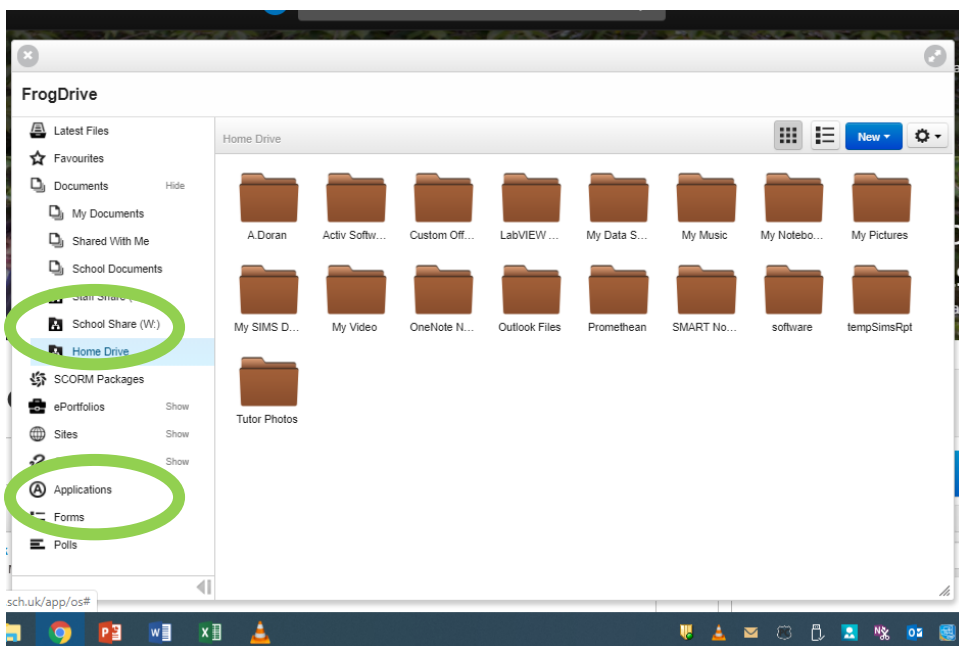
On the home page, click 'Quick Launch' (the 9 squares).



Then click Frog Drive...



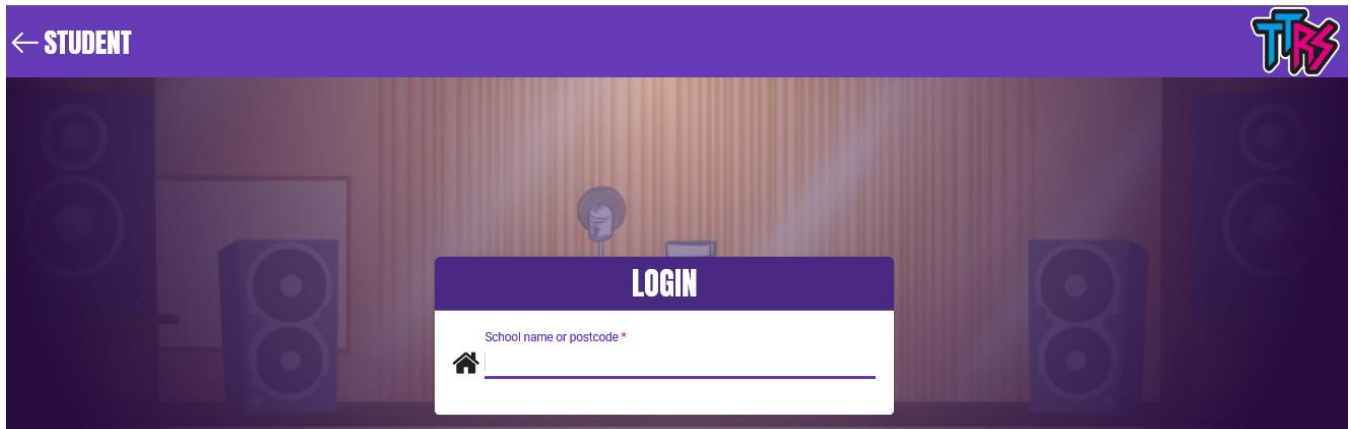
On the next screen, you need to click 'Home Drive', under 'documents'. This will show your 'My Documents' folder from school.



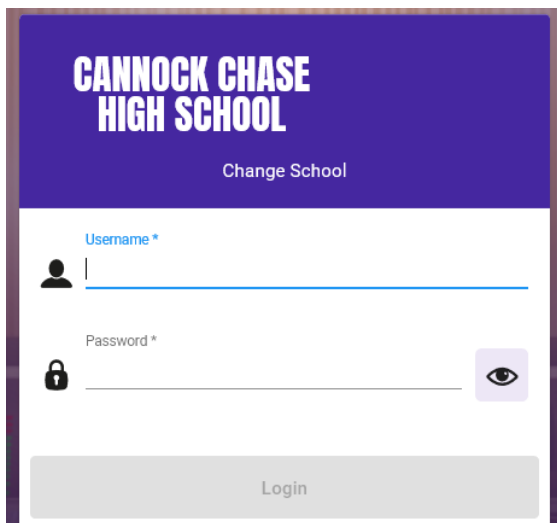
Times Table Rockstars

All students also have access to Times Table Rockstars. The website address is:

<https://play.ttrockstars.com/auth/school/student>. This can also be accessed via Google. When you come to the homepage, you must enter your school name as below:

The screenshot shows the student login interface. At the top left, there is a purple header with a back arrow and the word "STUDENT". At the top right is the "TTRockstars" logo. The background is a dark purple stage with large speakers and a microphone stand. In the center, there is a white login box with a purple header that says "LOGIN". Below the header, there is a text input field labeled "School name or postcode *" with a small house icon to its left. A purple underline is visible under the input field.

Once you have then typed in the school name, you will get the screen below:

The screenshot shows the login page for "CANNOCK CHASE HIGH SCHOOL". The school name is displayed in large white letters on a dark purple background. Below the school name is a link that says "Change School". The login form has two input fields: "Username *" with a person icon and "Password *" with a padlock icon. To the right of the password field is an eye icon for toggling visibility. At the bottom of the form is a grey button labeled "Login".

You can then type in your username and password. If you have forgotten your username and password, please contact your Maths teacher for yours.